

Kindergarten End of Year Social Studies Assessment

1.



Directions: Look at the pictures. Circle the picture of the child who is trying to be a better reader.



2.




Directions: Look at the pictures.

Use a blue crayon to circle the Statue of Liberty.

Use a red crayon to circle the American flag.

Use a green crayon to circle George Washington.




Kindergarten End of Year Social Studies Assessment

3.






Directions: Look at the pictures. Think about what happens first, next, and last. Write 1, 2, and 3 to show what happens first, next, and last.



Kindergarten End of Year Social Studies Assessment

4.

 Directions: (Row 1) Look at the pictures. Circle the child who is following a school rule.
(Row 2) Look at the picture. Color the children who are not following good rules for waiting in line.



Kindergarten End of Year Social Studies Assessment

5.



Directions: Look at the pictures. Circle the pictures that show ways to help the Earth.



Kindergarten End of Year Social Studies Assessment

6.



Directions: Look at the picture. You and a friend both want to play with the same toy. Write, tell, or draw ways that you could work out this problem.



Kindergarten End of Year Social Studies Assessment

7.





Directions: Your friend tells you that he has a new puppy at home. Write a question you would want to ask him about the puppy.

Kindergarten End of Year Social Studies Assessment

8.




Directions: (Top) Susie likes to play dolls with her friends. (Bottom) Sally is on the baseball team. Draw a picture to show what each child might want to buy with their birthday money.

Kindergarten End of Year Social Studies Assessment

Answer Key

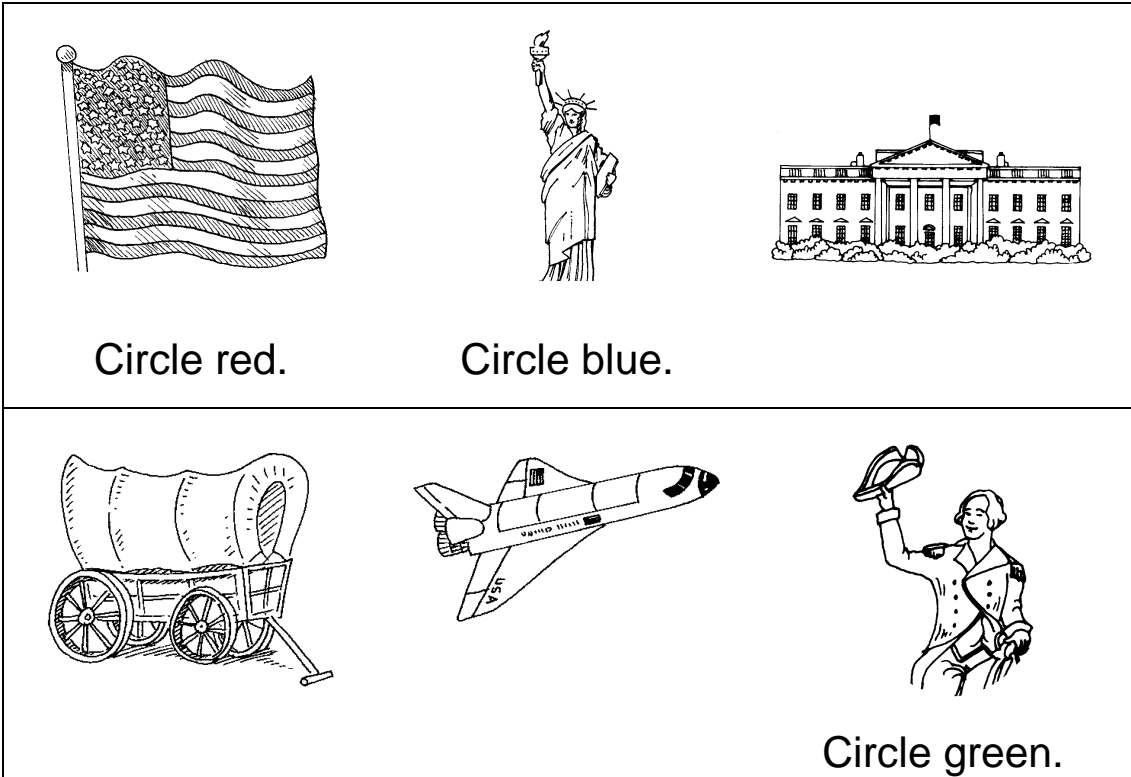
1.



PTS: 1

LOC: CB-SS-K.2.2.2Cb


2.



2 Points are possible.
Give 2 points for totally correct
Give 1 point for partially correct
Give 0 points for no response
PTS: 2 CB-SS-K.6.6.6Da

Kindergarten End of Year Social Studies Assessment


3.



PTS: 1 OBJ: Unit 1, Unit 3, Unit 5 LOC: CB-SS-K.1.1.1Ab

4.

Row 1:




Circle

Row 2: Color children fighting.


PTS: 2 OBJ: Unit 2 LOC: CB-SS-K.3.3.3Cb, CB-SS-K.2.2.2Dc

Kindergarten End of Year Social Studies Assessment

5.



circle



circle

circle

2 points for totally correct
 1 point for partially correct
 0 points for no response
 PTS: 2 OBJ: Beginning of Unit 5: Obj. 1 LOC: CB-SS-K.5.5.5Ea

6.

Answers will vary, and may be given verbally. Score with holistic rubric #2

PTS: 4 OBJ: Unit 1: LOC: CB-SS-K.1.1.1Ca

7.

2 points are possible. Only allow one point if response is not in the form of a question.

PTS: 2 LOC: CB-SS-K.1.1.1Ba

8.

Accept any reasonable items drawn

PTS: 2 OBJ: Unit 1: LOC: CB-SS-K.2.2.2Ac